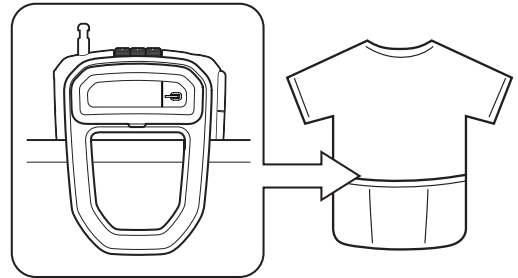
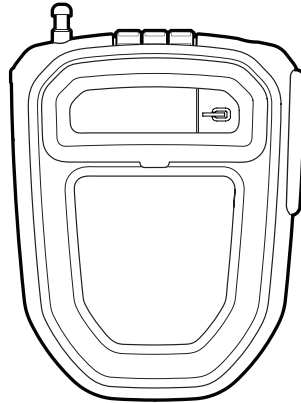
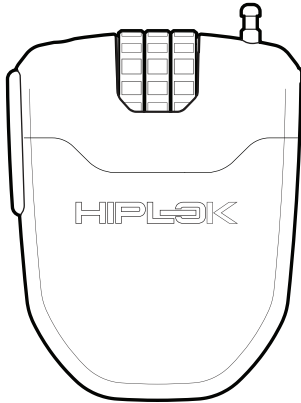


HIPLÖK FLX



LOCK TYPE	Cable Lock
SECURITY RATING	Basic
SECURITY AWARDS	ENRA
DIMENSIONS	85 x 70 x 30 mm
LOCKING LENGTH	100cm
WEIGHT	80g
FEATURES	1m Retractable Cable 10 lumen light with flash mode 3 digit resettable combination lock
COLOURS / CODES	● All Black FLX1AB

REGISTER YOUR HIPLÖK NOW

CODE REGISTRATION



Don't get caught out. Register your code and contact us if you ever forget it.

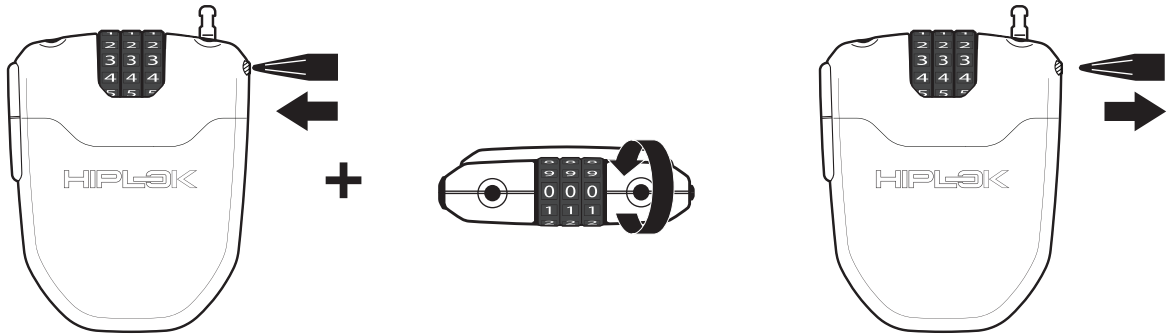
Please note that only registered codes can be recovered. You will be asked to provide some basic verification information as part of the recovery process. Register now before you forget!
www.hiplok.com/register

WWW.HIPLÖK.COM/REGISTER

HIPLØK FLX

TO SET CODE

NOTE:
Factory Setting
Is: 0-0-0-0

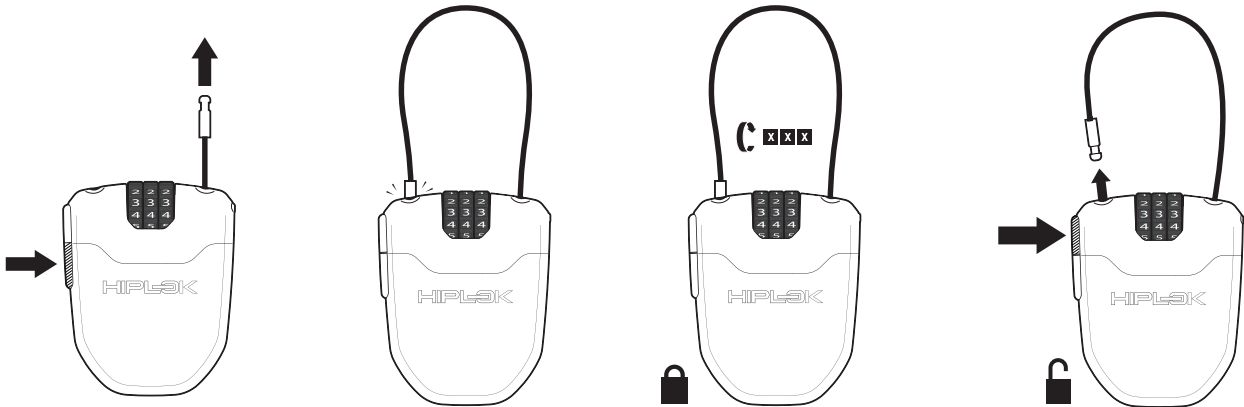


1 Ensure button is pressed firmly while setting code (press in button using pen or similar tool)

2 Adjust numbers to personal code

3 Release the reset button by removing pen

LOCKING AND UNLOCKING



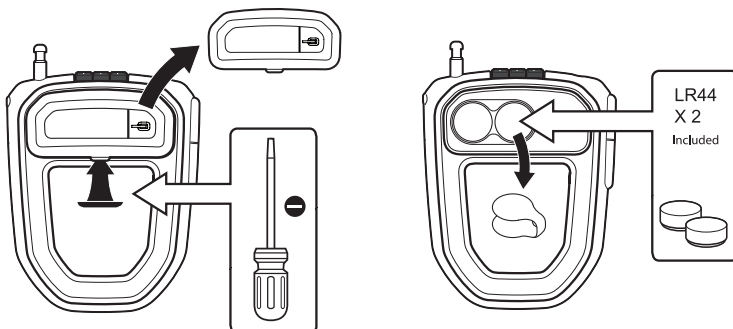
1 To release, ensure lock is on unlock code and press

2 Push the end of the cable into the product until you hear a 'click'

3 To lock, adjust the code to be incorrect

4 To unlock, adjust the code to be correct and press

ACCESSING BATTERIES



LIGHT FUNCTIONS

